






Postsecondary Enrollment Checklist & Resources

Below are important tasks you need to complete to help you have a smooth transition to college and avoid delays to your college enrollment. We encourage you to use your resources and ask questions when needed.

<input checked="" type="checkbox"/>	Tasks	Tips <i>Stay on top of email, mail, and student portals for deadlines and additional information schools may request</i>	Resources <i>Achieve Atlanta, CAC advisers, high school counselors available to help</i>
<input type="checkbox"/>	Complete Requirements To Receive Financial Aid Awards 	<ul style="list-style-type: none"> Once admitted to a school, a financial aid award package will be sent to you Some students are asked to go through a verification process where income is verified through additional documents; complete process promptly to receive financial aid offers 	<ul style="list-style-type: none"> Financial aid offices; especially if your financial aid award package is delayed https://studentaid.gov/help/after-fafsa
<input type="checkbox"/>	Choose Your College 	<ul style="list-style-type: none"> Know decision deadlines for each school you are considering Evaluate the financial aid packages offered and fully understand out-of-pocket costs Ask questions about academic offerings, location, transportation options, campus feel, and other factors important to you 	<ul style="list-style-type: none"> Financial aid offices Specific people that can answer questions you may have about the college (e.g. current students at college, admissions counselor) https://decided.moneythink.org/
<input type="checkbox"/>	Accept Your Financial Aid 	<ul style="list-style-type: none"> Once your school choice is made, decide which financial aid options offered you will accept Grants, scholarships and loans may all be part of aid offered Grants and scholarships should be accepted; these do not require repayment If considering loans, understand loan terms and repayment plans; federal student loans have more favorable loan terms than private loans in most cases 	<ul style="list-style-type: none"> Financial aid offices www.finaid.org https://bigfuture.collegeboard.org/pay-for-college/college-costs https://www.consumerfinance.gov/paying-for-college/
<input type="checkbox"/>	Select Your Housing 	<ul style="list-style-type: none"> Put down deposits early if staying on-campus Know your monthly housing budget if staying off-campus Budget for deposits and other moving-in expenses needed to secure housing 	<ul style="list-style-type: none"> Housing services on-campus
<input type="checkbox"/>	Complete All Enrollment Requests Made By Your College 	<ul style="list-style-type: none"> Closely review all required steps to enroll for fall term Final high school transcripts may need to be sent to the college you choose; follow your high school's protocol for these requests Most schools require registration to an orientation; register for early sessions to get your questions answered and to learn when to register 	<ul style="list-style-type: none"> College student portal HS counseling office College admissions office